

Crack the horizontal code

To answer these questions you have to work out a code. In the boxes on the left are shapes and the code letters that go with them. The top letters mean something different to the bottom ones. You must decide how the letters go with the shapes. Then find the correct code for the **test shape** from the set of five codes on the right and **mark its letter on your answer sheet**. The examples below have been done for you and the answers marked on the answer sheet.

Example 1

	X	Y	Y	Y	Y	Y	Y	Y	Y
	S	T	S	T	S	T	S	T	S

Y

X

Y

X

X

T

T

S

S

Y

A
B
C
D
E

Answer: B

In the example above, both squares have a Y at the top but the circle has an X, so the top code must be for shape. Both white shapes have an S at the bottom, but the shaded shape has a T, so the bottom code must be for shading. The test shape is a shaded circle so its code letters must be X for circle and T for shading, and **B** has been marked on the answer sheet. Now look at the second example:

Example 2

	M	N	M	N	M	N	M	N	M
	G	H	I	G	G	I	H	H	H

N

M

N

M

N

G

G

I

H

H

A
B
C
D
E

Answer: A

Both circles have an M at the top but the triangle has an N, so the top code must be for shape. The bottom code letter is different for each shape so G, H and I must be the codes for no dot, one dot and two dots. The test shape is a triangle with no dots so its code letters must be N for triangle and G for no dots, and **A** has been marked on the answer sheet. Now do the practice question below. **Remember there is a new code for each question.**

P1

	R	S	S	R	R	R	R	R	R
	F	G	F	H	S	R	S	R	R

S

R

S

R

R

H

F

G

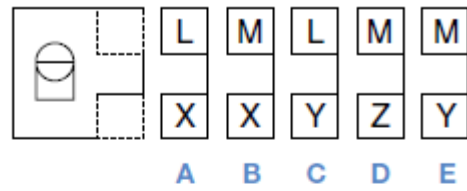
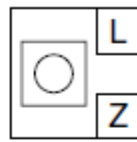
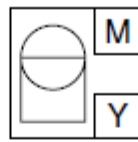
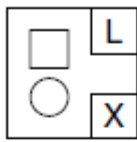
H

G

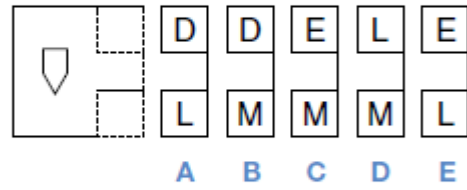
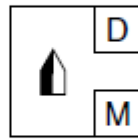
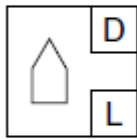
A
B
C
D
E

Both six-sided shapes have an R at the top and both four-sided shapes have an S, so the top code must be for the shape. The bottom codes show that both shapes with diagonal lines have an F, the unshaded shape a G and the shaded shape an H, so the bottom codes must be for the shading. The test shape is six-sided and unshaded so its code letters must be R for shape and G for shading, so **E** is the correct answer.

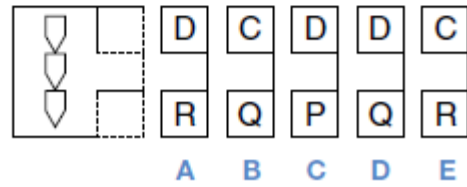
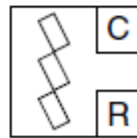
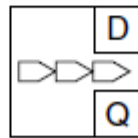
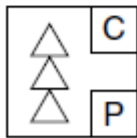
61



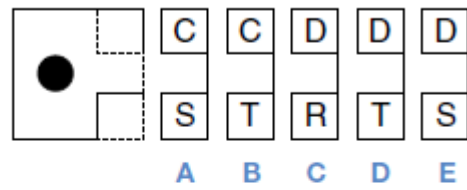
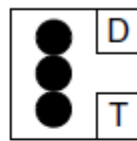
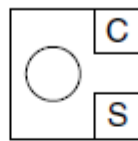
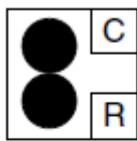
62



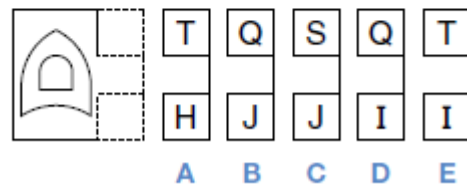
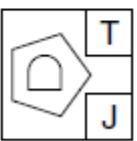
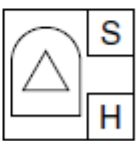
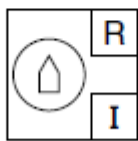
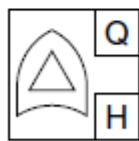
63



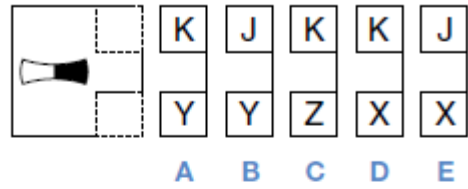
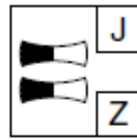
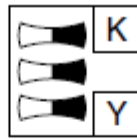
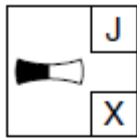
64



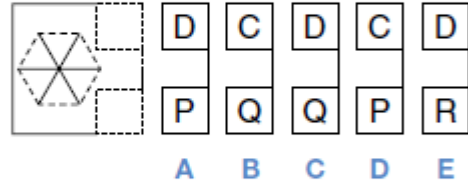
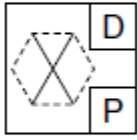
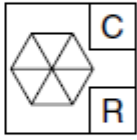
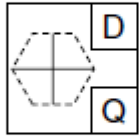
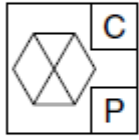
65



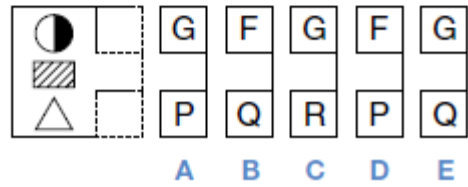
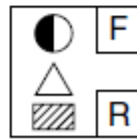
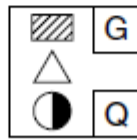
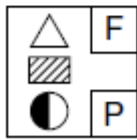
66



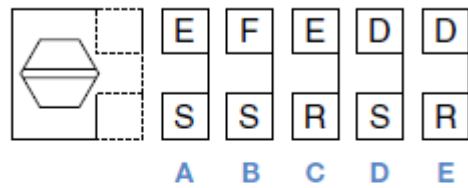
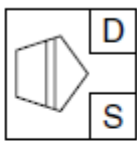
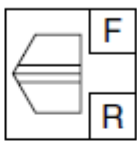
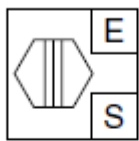
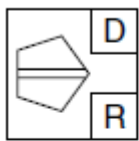
67



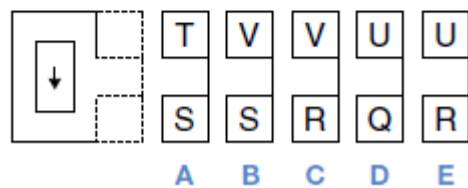
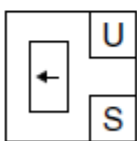
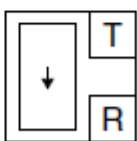
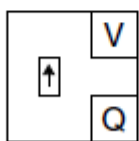
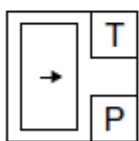
68



69



70







Practise completing the answer sheet for the answers above.

<p>EXAMPLE 1</p> <p>A <input type="checkbox"/></p> <p>B <input checked="" type="checkbox"/></p> <p>C <input type="checkbox"/></p> <p>D <input type="checkbox"/></p> <p>E <input type="checkbox"/></p>	<p>EXAMPLE 2</p> <p>A <input checked="" type="checkbox"/></p> <p>B <input type="checkbox"/></p> <p>C <input type="checkbox"/></p> <p>D <input type="checkbox"/></p> <p>E <input type="checkbox"/></p>	<p>61</p> <p>A <input type="checkbox"/></p> <p>B <input type="checkbox"/></p> <p>C <input type="checkbox"/></p> <p>D <input type="checkbox"/></p> <p>E <input type="checkbox"/></p>	<p>62</p> <p>A <input type="checkbox"/></p> <p>B <input type="checkbox"/></p> <p>C <input type="checkbox"/></p> <p>D <input type="checkbox"/></p> <p>E <input type="checkbox"/></p>	<p>63</p> <p>A <input type="checkbox"/></p> <p>B <input type="checkbox"/></p> <p>C <input type="checkbox"/></p> <p>D <input type="checkbox"/></p> <p>E <input type="checkbox"/></p>	<p>64</p> <p>A <input type="checkbox"/></p> <p>B <input type="checkbox"/></p> <p>C <input type="checkbox"/></p> <p>D <input type="checkbox"/></p> <p>E <input type="checkbox"/></p>	<p>65</p> <p>A <input type="checkbox"/></p> <p>B <input type="checkbox"/></p> <p>C <input type="checkbox"/></p> <p>D <input type="checkbox"/></p> <p>E <input type="checkbox"/></p>	<p>66</p> <p>A <input type="checkbox"/></p> <p>B <input type="checkbox"/></p> <p>C <input type="checkbox"/></p> <p>D <input type="checkbox"/></p> <p>E <input type="checkbox"/></p>	<p>67</p> <p>A <input type="checkbox"/></p> <p>B <input type="checkbox"/></p> <p>C <input type="checkbox"/></p> <p>D <input type="checkbox"/></p> <p>E <input type="checkbox"/></p>
<p>P1</p> <p>A <input type="checkbox"/></p> <p>B <input type="checkbox"/></p> <p>C <input type="checkbox"/></p> <p>D <input type="checkbox"/></p> <p>E <input type="checkbox"/></p>	<p>68</p> <p>A <input type="checkbox"/></p> <p>B <input type="checkbox"/></p> <p>C <input type="checkbox"/></p> <p>D <input type="checkbox"/></p> <p>E <input type="checkbox"/></p>	<p>69</p> <p>A <input type="checkbox"/></p> <p>B <input type="checkbox"/></p> <p>C <input type="checkbox"/></p> <p>D <input type="checkbox"/></p> <p>E <input type="checkbox"/></p>	<p>70</p> <p>A <input type="checkbox"/></p> <p>B <input type="checkbox"/></p> <p>C <input type="checkbox"/></p> <p>D <input type="checkbox"/></p> <p>E <input type="checkbox"/></p>					

Crack the vertical code

To answer these questions you have to work out a code. On the left of the example below are some shapes and the codes that go with them. You must decide how the code letters go with the shapes. Then find the correct code for the **test shape** from the set of five codes on the right. Its letter has been marked on your answer sheet.

Example

	SX		Test shape					
	SY			SZ	TY	TX	ST	TZ
	TZ			A	B	C	D	E

Answer: A

Decide what the code letters mean. The **first letter** is the same for both shaded shapes, so S must be the code for shading and T the code for white. The **second letter** is different for each shape, so X, Y and Z must be the codes for arrow, square and diamond. Therefore the test shape must have an S code for shading and a Z code for diamond. So the answer is SZ and A has been marked on the answer sheet.

Now do the two practice questions below.

Remember there is a new code for each question.

P1

	XJ							
	XK			XK	XJ	YK	XY	YJ
	YJ			A	B	C	D	E


In this question, the answer is C because the test shape must have a Y code for being a rounded shield and a K code for being a small shield.

P2


	LP							
	MQ			LM	LP	MQ	LQ	MP
	MP			A	B	C	D	E

In this question, the answer is D because the test shape must have an L code for the black dot at the centre of the shape and a Q code for being a hexagon (a six-sided figure).


61  VPJ
 WQK
 XPL
 YRJ


 XRK VQL XRL YQJ WPK
 A B C D E


62  KRV
 LSW
 MTX
 NRW





 LRX KTW MTV NSW MSV
 A B C D E

63  FKP
 GLQ
 HLR
 GMP


























 HKR GKQ FMP HLQ GLR
 A B C D E

64  JPV
 KQW
 LPV
 MRW

 MRV JQW MQV KPW JRV
 A B C D E

65  FJP
 GKQ
 GLR
 FMQ

 FJR GKP FMR GJP GMP
 A B C D E

66	 KQW  LRX  LQY  MSW	 KRX MQY LSX MQW KSY A B C D E
67	 JPS  KPT  JQS  LRT	 JQT KQS LPT KRS JRT A B C D E
68	 MRV  NSW  MTX  ORW	 MTW NRX NTV OSW MSV A B C D E
69	 JPV  KQW  LPX  MQV	 JQX LPV KPW JQW LQV A B C D E
70	 JQX  KRY  LSZ  KTX	 KQY KSZ LQY JRY LTY A B C D E

Practise completing the answer grid for the above questions.

EXAMPLE A <input type="checkbox"/> B <input type="checkbox"/> C <input type="checkbox"/> D <input type="checkbox"/> E <input type="checkbox"/>	61 A <input type="checkbox"/> B <input type="checkbox"/> C <input type="checkbox"/> D <input type="checkbox"/> E <input type="checkbox"/>	62 A <input type="checkbox"/> B <input type="checkbox"/> C <input type="checkbox"/> D <input type="checkbox"/> E <input type="checkbox"/>	63 A <input type="checkbox"/> B <input type="checkbox"/> C <input type="checkbox"/> D <input type="checkbox"/> E <input type="checkbox"/>	64 A <input type="checkbox"/> B <input type="checkbox"/> C <input type="checkbox"/> D <input type="checkbox"/> E <input type="checkbox"/>	65 A <input type="checkbox"/> B <input type="checkbox"/> C <input type="checkbox"/> D <input type="checkbox"/> E <input type="checkbox"/>	66 A <input type="checkbox"/> B <input type="checkbox"/> C <input type="checkbox"/> D <input type="checkbox"/> E <input type="checkbox"/>	67 A <input type="checkbox"/> B <input type="checkbox"/> C <input type="checkbox"/> D <input type="checkbox"/> E <input type="checkbox"/>
P1 A <input type="checkbox"/> B <input type="checkbox"/> C <input type="checkbox"/> D <input type="checkbox"/> E <input type="checkbox"/>	P2 A <input type="checkbox"/> B <input type="checkbox"/> C <input type="checkbox"/> D <input type="checkbox"/> E <input type="checkbox"/>	68 A <input type="checkbox"/> B <input type="checkbox"/> C <input type="checkbox"/> D <input type="checkbox"/> E <input type="checkbox"/>	69 A <input type="checkbox"/> B <input type="checkbox"/> C <input type="checkbox"/> D <input type="checkbox"/> E <input type="checkbox"/>	70 A <input type="checkbox"/> B <input type="checkbox"/> C <input type="checkbox"/> D <input type="checkbox"/> E <input type="checkbox"/>			