

## Lights, camera, action!

This week's theme is the stage and film so, in the Literacy part of your learning this week, you are going to look at a short animated film.

# Ruckus

## Day1

Follow the instructions below, ensuring that you pause the film and answer the questions as you go.



**Questions to ask:**

Show the image of the wanted poster at the beginning:

What is it?

Predict what could the brothers be wanted for?

Click on the link below to access Ruckus from Youtube.

<https://www.youtube.com/watch?v=Ji1KM1BbAyY>

**Pause the clip at 0:29 as the brothers stand on the rocks.**

Is the clip set in current day? Explain your answer.

What do you see in the desert?

How does the train move? Use verbs and adverbs in your answer.

Describe the brothers in three sentences.

Pause the clip at 1:58

How are the brother behaving?

Why do you think they want the diamond?

Describe the shape of the diamond- what is the name of the largest 3D shape you know?

Predict what is going to happen next.

At the end of the clip ask:

Where did the brothers end up?

If you found the diamond, what would you do?

# Ruckus

Design your own WANTED poster for the brothers using the template on the next page. It must include:

- A description of them
- The crimes they are wanted for
- A sketch of them
- Details of a reward



# WANTED



## Day 2

Watch the film clip again to remind you what happened

<https://www.youtube.com/watch?v=Ji1KM1BbAyY>

**Think about the desert surroundings throughout the clip.**

Make a list below of things you would expect to find in a desert.

Using the words above, write three sentences to describe the setting.

Here are some words which might be of use in your description.

desert	thorny	scorching	hot
temperature	barren	shade	burning
erosion	savage	dry	hostile
rocky	sandy	flat	horizon
stark	bare	merciless	baking
glaring (sun)	vegetation	shimmering	arid
brutal	desolate	harsh	lonely

Using the words above, write three sentences to describe the setting.

1)

2)

3)

# Ruckus

**Write a setting description of the desert.  
Use the image to help you. Think about  
the five senses-**

What would you see?

What would you hear?

What would you smell?

What would you touch?



Here are some images which might be of use in your description






### Day 3

Watch the film clip again to remind you what happened  
<https://www.youtube.com/watch?v=Ji1KM1BbAyY>

Having re-watched the film again, today, see if you can turn it back into the story boards or comic strip that would have been used to plan the sequence of the film before it was made.

Keep it down to the 6 or 8 key moments from the film.

**Ruckus**

The Literacy Shed © 2020

Create a comic strip of the story The Literacy Shed © 2020

# Ruckus

The brothers text message each other to devise a plan for their heist. Write their conversation below...

A large, empty speech bubble with a green outline, intended for writing the first message in the conversation.A large, empty speech bubble with a blue outline, intended for writing the second message in the conversation.A large, empty speech bubble with a green outline, intended for writing the third message in the conversation.A large, empty speech bubble with a blue outline, intended for writing the fourth message in the conversation.A large, empty speech bubble with a green outline, intended for writing the fifth message in the conversation.A large, empty speech bubble with a blue outline, intended for writing the sixth message in the conversation.

# Ruckus

The clip has no speech. Imagine that the brothers were talking to each other throughout the ruckus- what do you think they would say? What would the tone/ atmosphere be like? Write the conversation between them as they chase each other for the diamond.

Brother  
1



Brother  
2

Brother  
1



Brother  
2

Brother  
1



Brother  
2



## Day5

Using the speech bubbles that you wrote yesterday, alongside the settings work from earlier in the week, now write a chapter for the 'book of the film' that covers the part of the film where the brothers are waiting for the train to arrive then remove the jewel from the safe and chase it across the train before jumping off the train.

Remember to combine setting and character description, action and dialogue.

Here is an example of what part of that might look like.

# Ruckus

**Next, remembering the rules for writing dialogue, use the speech bubbles you completed on the previous page to write a dialogue/ conversation between the brothers. Below is an example for you to read first.**

Well known amongst the criminal underground, the conniving pair had been in the business for years and were always adequately prepared for a jewel heist. However, what neither of them knew was that, this time, they each had their own agenda...

"Here it comes, Frank", the brother whispered to his twin as the cargo train approached over the desert horizon. Jason glared a stony stare through the smoke rising from his cigarette. He felt an excited thrill rising in his stomach as adrenaline began to pump. "Let's do this Franky", he growled.

A brawl broke out as soon as they realised what was really happening, "Get your filthy hands off it, it's mine!" yelled Jason.

"I don't think so, bro! You always get the goods. This time, it's my turn!" screeched Frank as he held the diamond in the air.

Suddenly, the train bumped on the track and the rare diamond was thrown across the crate. "You double-crossing traitor! Call yourself a twin!" Jason shouted angrily, lassoing a length of rope around Frank's ankle.

