

This week we are reading and writing **CCVCC** words

CVCC words have adjacent consonants, a vowel then adjacent consonants

The **red** letters are the vowels.

The **blue** letters are consonants.

a	b	c	d
e	f	g	h
i	j	k	l
m	n	o	p
q	r	s	t
u	v	w	x
y	z	a	e

Ask your child to name each picture below and then use their robot arms to segment to spell them e.g. They would say “*s-t-a-m-p*” and then write the word ‘stamp’.



Ask your child to say each sound and blend them together to read these words:

blank crisp stand

























Choose one of the sentences below to say to your child out loud. Help them to use their phonics skills and knowledge of tricky words to write it.

The twins can splash. or

I can see a nest in the Spring.

Here is the list of phase 4 adjacent consonants that you could use to make new words.

My Phase 4 Initial Blends Sound Mat

<p>bl</p>  <p>blackberry</p>	<p>br</p>  <p>brush</p>	<p>cl</p>  <p>clown</p>	<p>cr</p>  <p>crab</p>	<p>dr</p>  <p>drawing</p>	<p>fl</p>  <p>flag</p>	<p>fr</p>  <p>frog</p>	<p>gl</p>  <p>glasses</p>
<p>gr</p>  <p>grandpa</p>	<p>sm</p>  <p>small</p>	<p>sn</p>  <p>sniff</p>	<p>pl</p>  <p>plane</p>	<p>pr</p>  <p>printer</p>	<p>sc</p>  <p>scarf</p>	<p>scr</p>  <p>screw</p>	<p>shr</p>  <p>shrew</p>
<p>sk</p>  <p>skunk</p>	<p>sl</p>  <p>sleep</p>	<p>sp</p>  <p>spade</p>	<p>st</p>  <p>starfish</p>	<p>str</p>  <p>string</p>	<p>thr</p>  <p>thread</p>	<p>tr</p>  <p>tree</p>	<p>tw</p>  <p>twins</p>