

This week we are reading and writing words that start with

**CCC**

These words start with three consonants that you need to blend

The **red** letters are the vowels.

The **blue** letters are consonants.

a	b	c	d
e	f	g	h
i	j	k	l
m	n	o	p
q	r	s	t
u	v	w	x
y	z	a	e

Ask your child to name each picture below and then use their robot arms to segment to spell them e.g. They would say “*s-c-r-a-p*” and then write the word ‘scrap’.



Ask your child to say each sound and blend them together to read these words:

**shrug**    **splat**    **scrap**

























Choose one of the sentences below to say to your child out loud. Help them to use their phonics skills and knowledge of tricky words to write it.

**I can eat the shrimp.**    or

**You can spray the plants to help them grow.**

Here is the list of phase 4 adjacent consonants that you could use to make new words.

## My Phase 4 Initial Blends Sound Mat

<p>bl</p>  <p>blackberry</p>	<p>br</p>  <p>brush</p>	<p>cl</p>  <p>clown</p>	<p>cr</p>  <p>crab</p>	<p>dr</p>  <p>drawing</p>	<p>fl</p>  <p>flag</p>	<p>fr</p>  <p>frog</p>	<p>gl</p>  <p>glasses</p>
<p>gr</p>  <p>grandpa</p>	<p>sm</p>  <p>small</p>	<p>sn</p>  <p>sniff</p>	<p>pl</p>  <p>plane</p>	<p>pr</p>  <p>printer</p>	<p>sc</p>  <p>scarf</p>	<p>scr</p>  <p>screw</p>	<p>shr</p>  <p>shrew</p>
<p>sk</p>  <p>skunk</p>	<p>sl</p>  <p>sleep</p>	<p>sp</p>  <p>spade</p>	<p>st</p>  <p>starfish</p>	<p>str</p>  <p>string</p>	<p>thr</p>  <p>thread</p>	<p>tr</p>  <p>tree</p>	<p>tw</p>  <p>twins</p>